







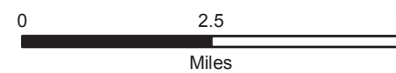


- |   |   |   |  |
|---|---|---|--|
|  | <b>Prime Farmland</b> - Those soils that produce the highest yields of food, fiber, feed, forage and oilseed crops when managed according to acceptable farming methods.  |  | <b>Other Lands</b> - Land that has little value for producing crops. |
|  | <b>Unique Farmland</b> - Land other than prime that is used to produce specialty crops such as apple orchards, lettuce, carrots, celery, cauliflower, etc. that require a high management and investment level. |  | <b>Atrazine Prohibition Area</b>                                     |
|  | <b>Statewide Important Farmland</b> - Land in addition to prime and unique that is important to the State of Wisconsin for crop production.   |  | <b>Water Body</b>  |
|  | <b>Local Important Farmland</b> - Land in addition to prime, unique and statewide that is important to Waushara County for crop production.   |  | <b>Municipal Boundary</b>  |
- \* Farmland Categories Include Farmland Where Drained

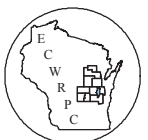
## EXHIBIT 5-1 IMPORTANT FARMLAND CLASSES

Waushara County, WI



This data was created for use by the East Central Wisconsin Regional Planning Commission Geographic Information System. Any other use/application of this information is the responsibility of the user and such use/application is at their own risk. East Central Wisconsin Regional Planning Commission disclaims all liability regarding fitness of the information for any use other than for East Central Wisconsin Regional Planning Commission business.

Source: Soils Data USDA-NRCS, 1982. Waushara County, 2003. Digital Base Data provided by Waushara County, 2008. Atrazine Prohibition Area Data obtained from the Wisconsin Administrative Code, Chapter ATCP 30 Atrazine, Pesticides; Use Restrictions



Prepared November, 2008  
 EAST CENTRAL WISCONSIN  
 REGIONAL PLANNING COMMISSION  
 400 Ahnaip Street, Suite 100 MENASHA, WI 54952  
 (920) 751-4770 Website: www.eastcentralrpc.org