
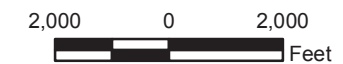



EXHIBIT 7-1 TOWN OF BLOOMFIELD IMPORTANT FARMLAND CLASSES



- Prime Farmland - Those soils that produce the highest yields of food, fiber, feed, forage and oilseed crops when managed according to acceptable farming methods.
- Prime Farmland Where Drained
- Unique Farmland - Land other than prime that is used to produce specialty crops such as apple orchards, lettuce, carrots, celery, cauliflower, etc. that require a high management and investment level.
- Unique Farmland Where Drained and Protected From Frequent Flooding
- Statewide Important Farmland - Land in addition to prime and unique that is important to the State of Wisconsin for crop production.
- Statewide Important Farmland Where Drained and Protected From Frequent Flooding
- Local Important Farmland - Land in addition to prime, unique and statewide that is important to Waushara County for crop production.
- Local Important Farmland Where Drained
- Other Lands - Lands that has little value for producing crops.
- Water

Source: USDA-NRCS, 1982. Waushara County, 2003.
Digital Base Data provided by Waushara County, 2005.
Farm Classes Developed by Waushara County LCD.



This data was created for use by the East Central Wisconsin Regional Planning Commission Geographic Information System. Any other use/application of this information is the responsibility of the user and such use/application is at their own risk. East Central Wisconsin Regional Planning Commission disclaims all liability regarding fitness of the information for any use other than for East Central Wisconsin Regional Planning Commission business.

Prepared By
EAST CENTRAL WISCONSIN
REGIONAL PLANNING COMMISSION-JUNE 2007