



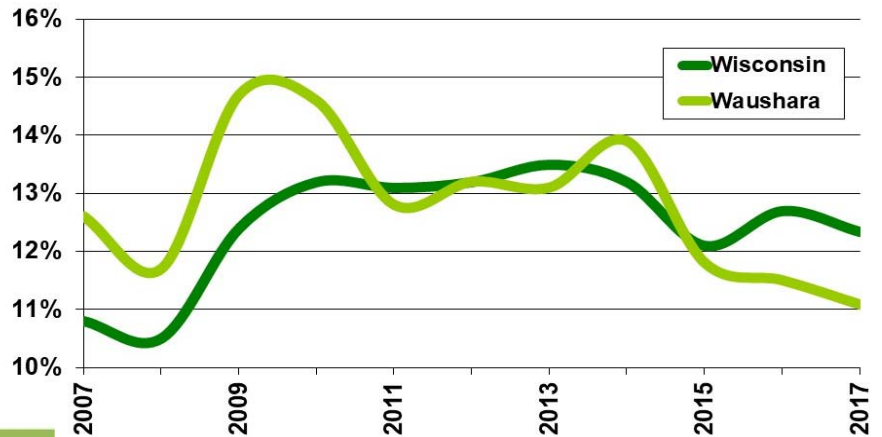
WAUSHARA COUNTY

Economic Security Profile – 2019

Poverty Rate for Individuals

County population: 22,889
 Households: 9,851
 Children (under 18): 4,417
 Seniors (65 and older): 5,321

*This profile does not include institutionalized populations: those in prison, jail, or nursing home.



Living with Poverty	Waushara County	Waushara County	Wisconsin
Households	1,089	11%	12%
Married couples with children	94	6%	5%
Single Parents	150	26%	32%
Children	718	16%	17%
Seniors (65+)	434	8%	8%

2017 Federal Poverty Level = annual income below:

\$12,060 for single person + \$4,180 for each additional household member

2017 Population living with poverty: 2,538

Waushara County Commodities Food Pantry Average Monthly Use Oct 2017-Sept 2018

759 Households

2,212 Individuals (66% Adults, 34% Children)

2017 FoodShare

Recipients

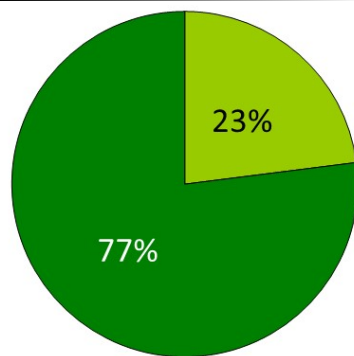
678 Families

1,276 Households

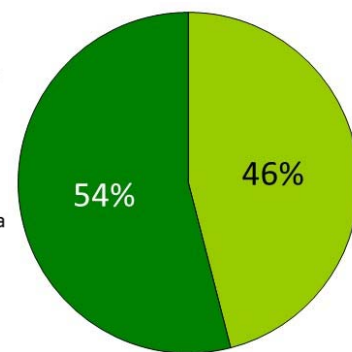
2,698 Individuals

(60% Adults, 40% Children)

Income eligibility is an adjusted gross income below the federal Poverty Level. All able-bodied adults without dependents are required to participate in FSET (FoodShare Employment & Training Program).



No workers in a family
 1 or more workers in a family



1 or more in a household with a disability
 No one in a household with a disability

Questions about this profile? Contact:

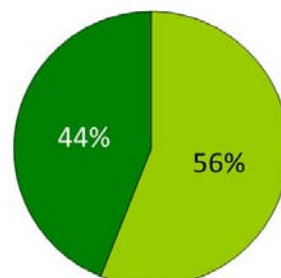
Patrick Nehring at (920) 787-0416
patrick.nehring@ces.uwex.edu

Jan Novak at (920) 787-6600 or (888) 250-4331
jan.novak@co.waushara.wi.us

Find us at:
www.facebook.com/Vision2020Waushara

Free or Reduced School Lunch for 2017/18

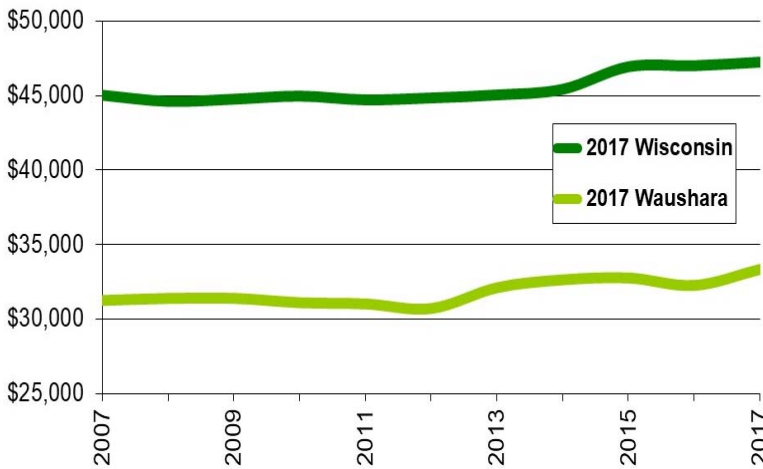
Tri-County, Wild Rose, and Wautoma School Districts



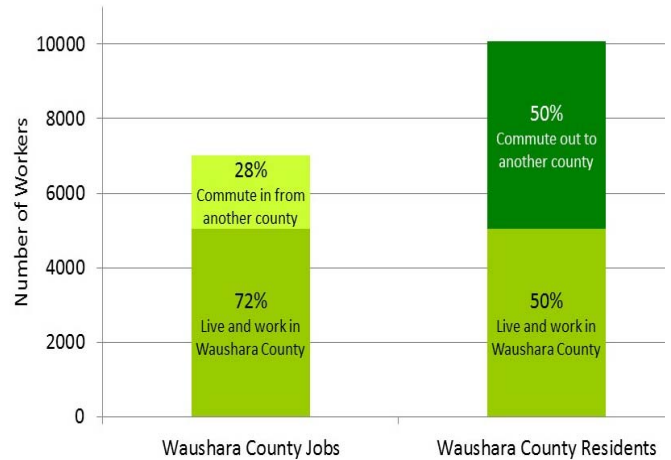
Receive Free/Reduced Lunch
 No Free/Reduced Lunch

Income eligibility is 130% of Federal Poverty Level for FREE and 185% Federal Poverty Level for REDUCED price meals.

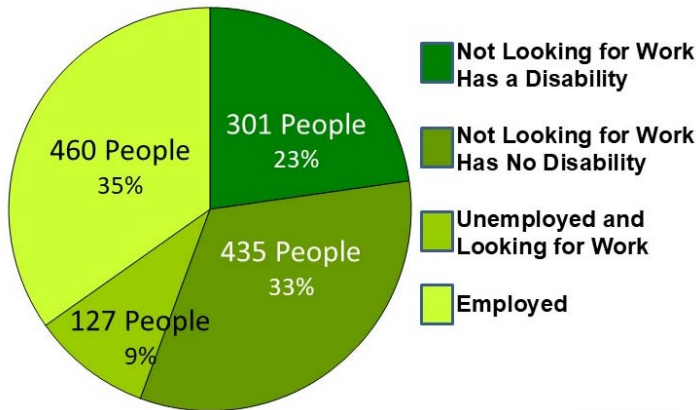
Average Wage Paid in the County in 2017 Dollars



Worker Flow



Employment Status of Individuals age 20 to 64 with income below poverty level



Age 20 to 65 with an income below poverty: 1,323

Individuals 25 or older Living with Poverty	Waushara County	Wisconsin
No High School Diploma	19%	24%
High School Diploma or Equivalent	10%	11%
Some College or Associate's Degree	6%	9%
Bachelor's Degree or Higher	5%	4%

Housing

Pay 30% or more of household income for housing expenses



Sources: Population and poverty data from US Census Bureau - American Community Survey 5-year Estimate 2013-2017 (ACS) and the Small Area Income & Poverty Estimates; Wage data from Wisconsin Department of Workforce Development; Childcare cost from ChildCaring; Food Share data from the US Census ACS and Waushara Human Services Department; Commodity Food Pantry data from their TEFAP Inventory and Service Stats Report; School lunch data from Wisconsin Department of Public Instruction
January 2019

Full Time Minimum Wage Job @ \$7.25/hour
\$1,250/month before taxes

Median rent with utilities: \$669
Median housing cost with mortgage : \$1,146
Median housing cost without mortgage: \$441
*Housing cost, includes utilities, taxes, & insurance

Average monthly childcare cost: \$550/child

This Waushara County Profile is compiled by UW-Madison-Extension Waushara County and Vision 2020, an initiative of the Waushara Prevention Council, Inc. working to *engage and mobilize individuals, families and organizations in efforts to build a community of opportunity through awareness, education, and action.*